

Liberty Multi-Manager Medium-High Equity Portfolio

As at 31.01.2019



Investment Description

The Portfolio is a wrap solution that feeds directly into the STANLIB Multi-Manager Medium High Equity Fund of Funds. The Portfolio is not classified as fund of funds as the wrap solution itself is not a collective investment portfolio.

The Fund is exposed to multiple best-of-breed managers, investment styles, asset classes and strategies providing investors with great diversification benefits. The tactical exposure to each asset class is actively managed – expected total equity content of between 60% and 70%.

The Fund is regulation 28 compliant.

Suitable Investors

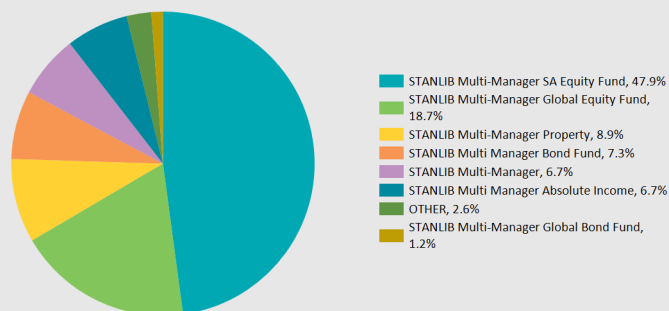
- Who wish to diversify single manager risk
- Who want a multi-asset class solution
- Who seek inflation beating returns with moderate levels of risk
- Who typically have an investment horizon of at least five years

Annualised Performance (%)

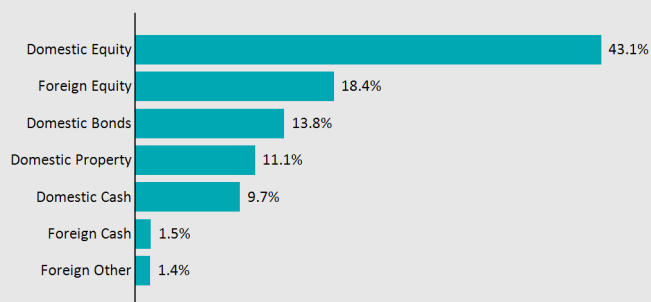
	1 Year	3 Years	5 Years	10 Years
Class B1	-0.35	4.98	5.89	0.00
Benchmark	-2.17	4.37	7.14	10.17
Sector Average	-2.17	3.77	5.27	9.61

Risk Rating

Underlying Building Blocks



Physical See Through Asset Allocation %



Income Distribution

	Declared in last 12 months	Declared during 2019
Class B1	8.07 cpu	0.00 cpu

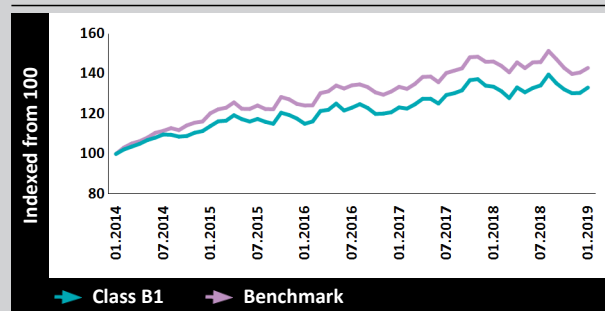
Portfolio Facts

Portfolio Manager(s)	Jennifer Henry and Lubabalo Khenyane
Portfolio Size (NAV)	R 72 million
Sector	South African Multi-Asset High Equity Average
Income Distribution	Net revenue is calculated on a daily basis and distributed bi-annually.
Income Declaration	30 June & 31 December
Benchmark	South African Multi-Asset High Equity Average
Launch Date	27 Jun 2003
Minimum Investment	
Lump Sum	R5,000
Debit Order Per Month	R500
ISIN No.	ZAE000047817
JSE Code	SBMF

	Class B1	
	1 Year	3 Year
Advisor Fee ¹	0.00	0.00
Management Fee	0.35	0.35
Underlying Fund Fees	0.58	0.62
Underlying Performance Fees	0.06	0.06
Other ²	0.01	0.02
VAT	0.15	0.16
Total Expense Ratio (TER)³	1.15	1.20
Transactional Costs (inc. VAT)⁴	0.06	0.14
Total Investment Charges	1.21	1.34

- ¹ The B Class excludes an adviser fee
- ² Other includes: bank charges, custody fees, sundry income, audit & trustee fees
- ³ The TER is a measure of the actual expenses incurred by the Fund over a 1 and 3-year period (annualised) ending 30 September 2018
- ⁴ Transaction Costs include: brokerage, Securities Transfer Tax [STT], STRATE, Levies and VAT.

Cumulative Returns - Last 5 Years



Top 10 Equity Holdings

Naspers Ltd	5.18%
Standard Bank Group Ltd	2.77%
Sasol Ltd	2.42%
Anglo American Plc	2.42%
British American Tobacco Plc	2.37%
Growthpoint Properties Ltd	1.74%
Old Mutual Ltd	1.44%
Barclays Africa Group Ltd	1.28%
Redefine Properties Ltd	1.27%
BHP Billiton Plc	1.24%

FUND INFORMATION TO BE CONSIDERED BEFORE INVESTING

The contents of this document are for generic information purposes only and do not constitute advice or intermediary services as contemplated in the Financial Advisory and Intermediary Services (FAIS) Act of 2002. Whilst every attempt has been made to ensure the accuracy of the information contained herein, Liberty cannot be held responsible for any errors that may be represented. You are requested to consult your own accredited financial adviser prior to making any decisions of a financial nature. Investment performance is shown net of asset management fees. Performance will depend on the growth in the underlying assets within the portfolio, which will be influenced by inflation levels in the economy and prevailing market conditions. Unless stated otherwise, returns can be negative as well as positive. Liberty Group Limited is an Authorised Financial Services Provider in terms of the FAIS Act. (FSP license no. 2409).

TRUSTEES Standard Chartered Bank, 4 Sandown Valley Crescent T

Contact Details - STANLIB COLLECTIVE INVESTMENTS (RF) PTY LIMITED Reg. No. 1969/003468/07 17 Melrose Boulevard, Melrose Arch, 2196, PO Box 203, Melrose Arch, 2076

T 0860 123 003 W www.liberty.co.za

Published on: 6 March 2019