

Excelsior Multi-Manager Coronation Portfolio

As at 31 January 2010

Portfolio objective

The portfolio invests into Coronation Fund Managers' local best view balanced strategy. Coronation is a fundamental research-based, bottom-up share-selecting house whose process allows for flair to filter through into investment decision-making. Thus, analysts and portfolio managers are encouraged to display "intellectual courage" when recommending shares for inclusion in the portfolio. This means analysts are expected to highlight companies that have the potential to add significant value to portfolios going forward. An ethos of "inspirational individuals" as opposed to "consensus thinkers" is very much encouraged.

Portfolio facts

Portfolio manager	Coronation Fund Managers
Administered by	STANLIB Multi-Manager
Portfolio type	Single-Manager
Launch date	March 2006
Classification	Domestic Asset Allocation Prudential Medium Equity
Benchmark	100% SA Large Manager Watch Survey Median

Risk profile

Conservative Moderate Aggressive

No adjustment has been made to the above risk profile for the guaranteed version of the portfolio. If a guarantee is selected on the portfolio, then the risk profile will be lower, provided the investor remains in the guaranteed portfolio for the duration of its guaranteed term.

What return is the portfolio designed to achieve

Investment horizon to achieve expected return	Expected Returns*
5 years	CPI + 3% p.a.

The Consumer Price Index (CPI) measures the increase in the price of the basket of goods an average family would buy over a specified period of time.

*Expected return is after the deduction of tax but before any Liberty Life charges and fees have been deducted.

Quarterly commentary (4th quarter)

Coronation outperformed the benchmark for the quarter. Coronation acted swiftly to cut exposure to shares that rallied this year, steadily reducing its equity exposure by selling down shares that had reached fair value. As a result, the manager has been underweight equities for the last two quarters. With an equity exposure of 65%, it believes it is well positioned to act if the market rallies or retraces. During the fourth quarter, Coronation increased its bond exposure to what it believes is an aggressive position for a balanced fund and continues to hold a heavy 8% weighting in inflation-linked bonds. As a result, the overall asset allocation detracted from performance. Within equities, share selection contributed positively. Although Coronation remains underweight Resource shares, which detracted from performance, it benefited from strong share selection within this sector. Specifically, an overweight to Metorex and a zero weighting to ArcelorMittal added value. Resources were supported by strong foreign interest. This led to anomalous behaviour by this sector because foreign interest was a significant factor in strengthening the rand and also Resources. A strong rand usually results in a weaker performance by the sector. Foreign interest in Resources was a result of the recovery in the global economy led by emerging markets. Stronger emerging market growth implies higher commodity prices and SA's attractiveness is consequently its Resource sector. The manager remains overweight Consumer Services and share selection within this sector, specifically an overweight to Naspers, added value. Coronation progressively took profits from this share over the second half of the year but it remains a top-five holding within the portfolio. Naspers was able to shake off the headwind of a sluggish domestic economy with its substantial portfolio of offshore assets. Its exposure to China, with its robust economic growth, resulted in a strong performance from Ten Cent.

Notes

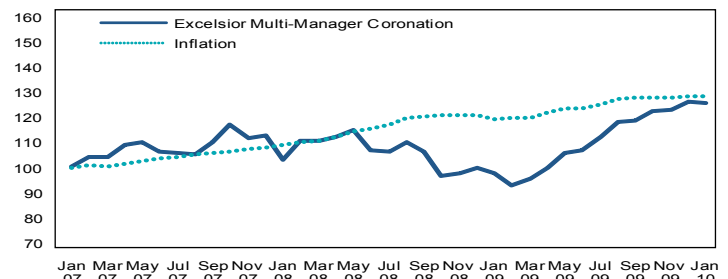
As from 28th October 2008 the portfolio's foreign investment exposure might exceed the restrictive limit of 20%, or as amended from time to time, as a result of the inward listed British American Tobacco ("BAT") shares received as part of a corporate de-merger. The South African Reserve Bank has allowed some institutional investors a grace period of 2 years to rebalance their portfolios to adhere to the foreign investment limit. The grace period for BAT expires on 27 October 2010. Records of foreign investment exposure for BAT are available upon request.

Disclaimer

The information contained in this document does not constitute advice by Liberty Life. Whilst every attempt has been made to ensure the accuracy of the information contained herein, Liberty Life cannot be held responsible for any errors that may occur. Past performance cannot be relied on as an indicator of future performance. Investment performance will depend on the growth in the underlying assets, which will be influenced by inflation levels in the economy and prevailing market conditions. Source: Liberty Life, STANLIB.

Liberty Group Ltd – an Authorised Financial Services Provider in terms of the FAIS Act (licence no. 2409)
Liberty Active Ltd – an Authorised Financial Services Provider in terms of the FAIS Act (licence no. 10332)

Performance

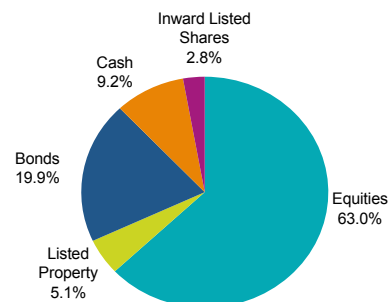


*3 year cumulative performance based on untaxed fund class.

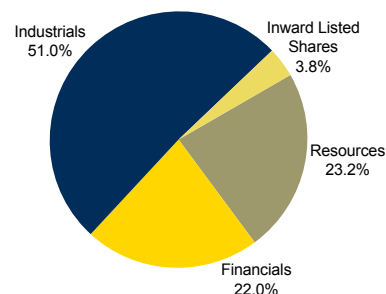
Returns

	3 Months	6 Months	1 Year	2 Years	3 Years
Taxed	2.35%	11.59%	27.94%	10.22%	7.59%
RA	2.40%	11.87%	28.71%	10.47%	7.78%
Untaxed	2.40%	11.87%	28.71%	10.47%	7.78%
Company	2.30%	11.32%	27.21%	10.18%	7.54%
Benchmark	0.04%	2.37%	7.37%	8.43%	8.61%
Inflation	0.04%	2.37%	7.37%	8.43%	8.61%

Asset allocation



Sector allocation



Top 10 equity holdings

MTN GROUP LTD	11.47%
STANDARD BANK GROUP LTD	8.25%
SASOL LTD. / ORD	8.12%
NASPERS LTD -N-	5.75%
SABMILLER PLC	4.68%
BRITISH AM. TOBACCO PLC	3.99%
COMPAGNIE FIN RICHEMONT	3.42%
BIDVEST LTD ORD	3.36%
ANGLO AMERICAN PLC	2.90%
BHP BILLITON PLC	2.87%
PERCENTAGE OF TOTAL EQUITY HOLDINGS	54.81%