

# Excelsior Aggressive Portfolio



As at 31 October 2011

## Portfolio objective

The Portfolio aims to produce a risk/return profile consistent with that required by an aggressive investor. Aggressive investors are long-term investors who want high capital growth. Substantial year-to-year fluctuations in value are acceptable in exchange for a potentially high long-term return.

## Portfolio facts

<b>Portfolio manager</b>	Robin Eagar
<b>Management company</b>	STANLIB
<b>Launch date</b>	June 2002
<b>Portfolio type</b>	Single Manager
<b>Portfolio size</b>	R 1,391,094,897
<b>Benchmark</b>	90% FTSE/JSE All Share Index 10% FTSE/JSE All Bond Index
<b>Guarantee available</b>	An optional guarantee is available on this portfolio
<b>Additional Information</b>	The Excelsior Lifetime Phase 5 mirrors the performance of this portfolio

The performance of the portfolio benchmark over time provides the basis against which the portfolio manager will be measured.

Please consult the current portfolio grid for any current restrictions on the availability of portfolios for new business and switching.

## Who should invest in this portfolio

This portfolio is suited to the investor who:

- wants to achieve real returns of 4.5% p.a. over their investment horizon after the deduction of tax but before any Liberty Life charges and fees have been deducted
- has an investment horizon of at least 10 years
- is prepared to accept significant fluctuations in returns from year to year

## Risk profile



No adjustment has been made to the above risk profile for the guaranteed version of the portfolio. If a guarantee is selected on the portfolio, then the risk profile will be lower, provided the investor remains in the guaranteed portfolio for the duration of its guaranteed term.

## What return is this portfolio designed to achieve?

Expected return*	CPI + 4.5%
Investment horizon	10 years

The Consumer Price Index (CPI) measures the increase in the price of the basket of goods an average family would buy over a specified period of time.

\* Expected return is after the deduction of tax but before any Liberty Life charges and fees have been deducted.

## Quarterly commentary (3rd quarter)

Equity performance has improved substantially over the past 12 months as increased risk aversion resulted in many of the high beta stocks retreating while the manager maintained a prudent stock selection strategy. Over the quarter, the overweight positions in BTI, NewGold and Food & Beverages, as well as underweight in Basic Resources and Retail, contributed to outperformance. The sectors detracting from quarterly performance were overweights in Industrial Goods & Services, Healthcare and underweights in Financial Services and Insurance. During the quarter, returns on bonds were largely driven by movements in the yield curve, with the long-end underperforming the other sectors. Exposure to credit has also contributed to the longer-term bond performance.

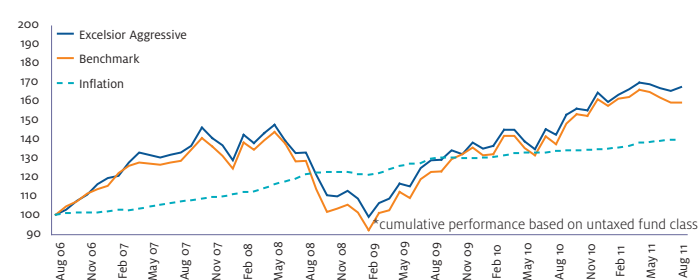
During the third quarter of 2011, the weighting in the long end of the yield curve was increased. Cash holdings were reduced to fund the purchase of term assets. Credit bonds holdings were retained at an overweight compared to the benchmark.

The modified duration was increased from 5.5 years to 6.1 years, which is marginally above the benchmark as domestic bond yields declined.

The SARB MPC left rates unchanged in both meetings during the quarter, changing their focus from being inflation oriented to being much more concerned about domestic growth and the deteriorating growth outlook from developed markets.

As stated, a tactical shift was implemented to lengthen duration. The long-term outlook for bonds does, however, remain volatile.

## Performance

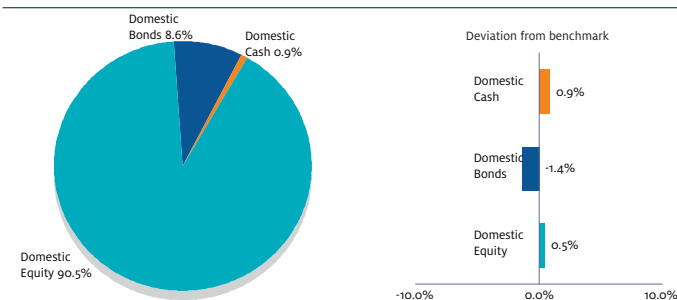


## Returns

	3 Months	6 Months	1 Year	2 Years	3 Years	5 Years	8 Years
Taxed	5.21%	2.85%	11.68%	13.39%	15.69%	9.47%	18.26%
Retirement Annuity	5.57%	2.82%	12.06%	14.20%	16.70%	10.08%	19.35%
Untaxed	5.51%	2.79%	11.81%	14.17%	16.49%	10.19%	19.47%
Company	5.03%	2.71%	11.03%	12.85%	14.88%	9.17%	17.50%
Benchmark	4.99%	0.83%	9.28%	13.69%	18.06%	9.84%	18.55%
Inflation	1.45%	2.68%	5.69%	4.33%	4.93%	6.98%	5.71%

Please Note: The above investment returns are after four-fund tax has been deducted but before any Liberty Life charges have been deducted, with applicable distributions reinvested and are on a sell-to-sell basis. They are applicable to single contributions and are for Excelsior 300 and 500 Series products for the periods above. Investment returns for periods less than one year are not annualised.

## Asset allocation



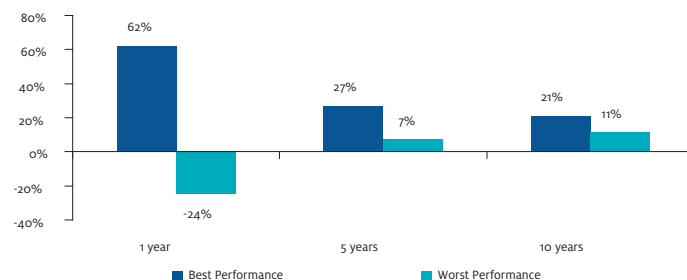
\*asset allocation based on untaxed fund class

## Top ten equity holdings

MTN Group Limited	10.1%
Sasol Ltd	6.9%
Billiton Plc	6.7%
SAB Miller Plc	4.8%
Anglo American Plc	4.8%
First Rand Ltd	3.8%
Steinhoff Int. Holdi	3.1%
Tiger Brands Limited	3.0%
Compagnie Fin Richem	3.0%
Woolworths Holdings	2.5%

## Return volatility

The graph below indicates the volatility of annual investment returns for an investor in this portfolio. The highest and lowest annual returns over 1, 5 and 10 year intervals have been shown based on the portfolio being invested in the benchmark. The calculations are based on investment returns during the 20 years to 01/01/2007.



No allowance has been made for the impact of tax or charges and fees in calculating these returns.

## Disclaimer

The information contained in this document does not constitute advice by Liberty Life. Whilst every attempt has been made to ensure the accuracy of the information contained herein, Liberty Life cannot be held responsible for any errors that may occur. Past performance cannot be relied on as an indicator of future performance. Investment performance will depend on the growth in the underlying assets, which will be influenced by inflation levels in the economy and prevailing market conditions. Source: Liberty Life, STANLIB.

Liberty Group Limited - an Authorised Financial Services Provider in terms of the FAIS Act. (licence no. 2409)

Liberty Active Limited - an Authorised Financial Services Provider in terms of the FAIS Act. (licence no. 10332)

Info & Queries: [factsheets@liberty.co.za](mailto:factsheets@liberty.co.za)